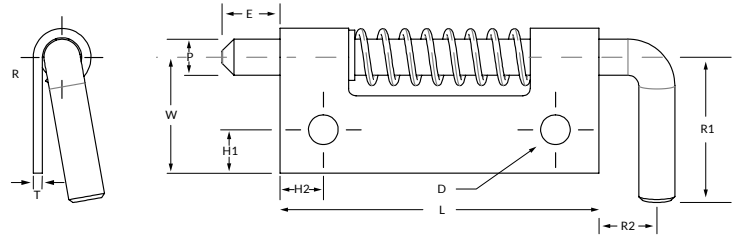


## Spring Latch Series 712



### PIN

P	Pin Diameter	.156
*	E Extension	.250
*	R1 Handle Length	.625
*	R2 Handle Extension	.250

### BODY

L	Length	1.375
*	W Width A	.500
	Width B	.750
T	Thickness	.040
*	H1 Hole Location	.187
*	H2 Hole Location	.187
*	D Hole Diameter	.128(2H)

### MATERIAL

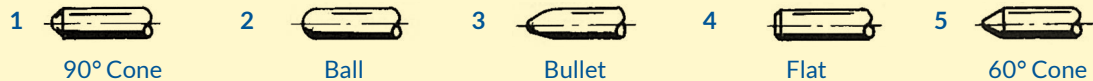
	Steel	Stainless	Aluminum
Designation	S	C	A
Pin Type	12L14	303	SS
Body	1010	304	5052
Spring	302	302	302
C-Ring	PH15-7 MO	PH15-7 MO	PH15-7 MO

### MODEL

R	Right Handed
L	Left Handed
U	Unassembled

### POINT STYLE

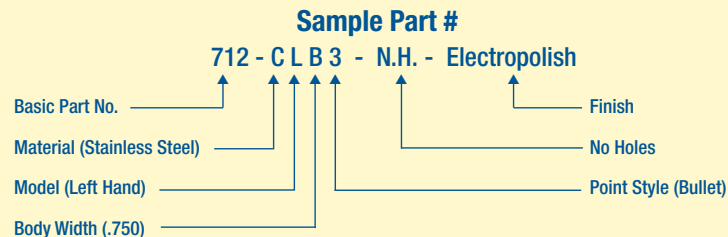
Other styles available including long extensions



### FINISH

Most commercial finishes are available including zinc plate on steel, passivate and electropolishing on stainless steel, and anodize on aluminum.

### ORDERING INFORMATION



\*Designates dimensions that can be altered to meet your specifications.