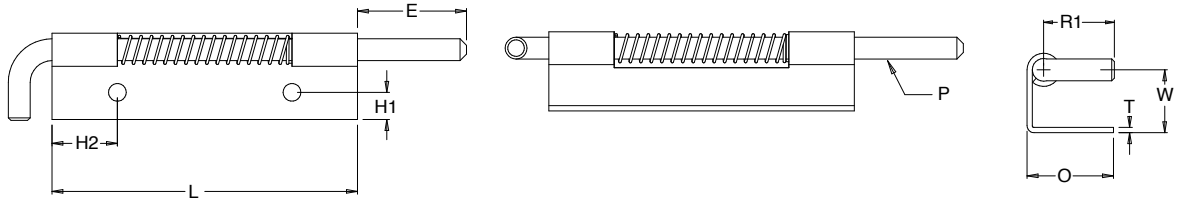


Spring Latch Series 716



PIN

P	Pin Diameter	.250	
*	E	Extension	1.250
*	R1	Handle Length	.81

BODY

L	Length	3.50	
*	W	Width A (Height)	.720
	Width B	-	
O	Base Width	.950	
T	Thickness	.060	
*	H1	Hole Location	.310
*	H2	Hole Location	.750


MATERIAL

	Steel	Stainless	Aluminum
Designation	S	C	A
Pin Type	12L14	303	SS
Body	1010	304	5052
Spring	302	302	302
C-Ring	PH15-7MO	PH15-7MO	PH15-7MO

MODEL

R	Right Handed
L	Left Handed
U	Unassembled

POINT STYLE

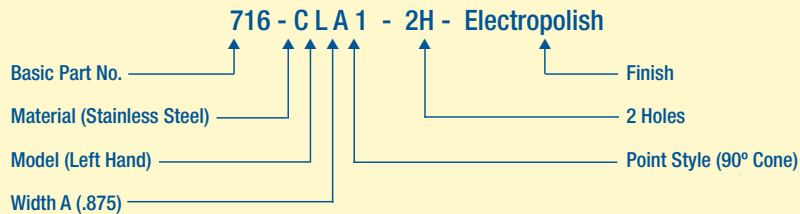


FINISH

Most commercial finishes are available, including zinc plate on steel, passivate and electropolishing on stainless steel, and anodize on aluminum.

ORDERING INFORMATION

Sample Part



*Designates dimensions that can be altered to meet your specifications.