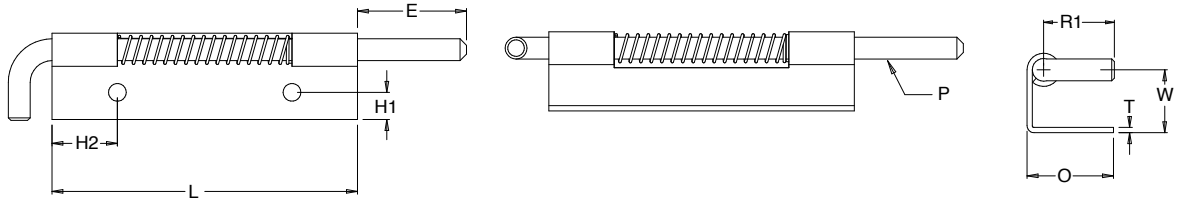


Spring Latch Series 716



PIN

P	Pin Diameter	.250	
*	E	Extension	1.250
*	R1	Handle Length	.81

BODY

L	Length	3.50	
*	W	Width A (Height)	.720
	Width B	-	
O	Base Width	.950	
T	Thickness	.060	
*	H1	Hole Location	.310
*	H2	Hole Location	.750

MATERIAL


	Steel	Stainless	Aluminum
Designation	S	C	A
Pin Type	12L14	303	SS
Body	1010	3.04	5052
Spring	302	302	302
C-Ring	PH15-7MO	PH15-7MO	PH15-7MO

MODEL

R	Right Handed
L	Left Handed
U	Unassembled

POINT STYLE

Other styles available including long extensions

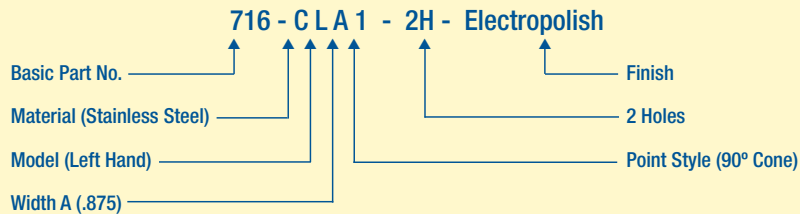


FINISH

Most commercial finishes are available, including zinc plate on steel, passivate and electropolishing on stainless steel, and anodize on aluminum.

ORDERING INFORMATION

Sample Part



*Designates dimensions that can be altered to meet your specifications.