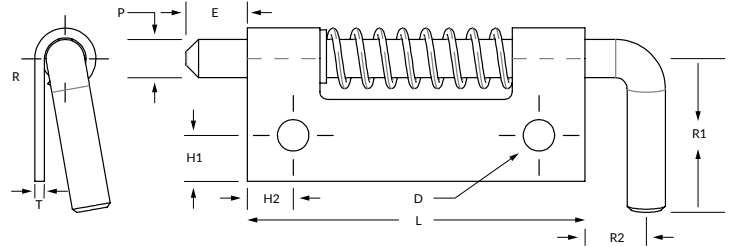


Spring Latch Series 712



PIN

P	Pin Diameter	.156	
*	E	Extension	.250
*	R1	Handle Length	.625
*	R2	Handle Extension	.250

BODY

L	Length	1.375	
*	W	Width A	.500
		Width B	.750
T	Thickness	.040	
*	H1	Hole Location	.187
*	H2	Hole Location	.187

MATERIAL


	Steel	Stainless	Aluminum
Designation	S	C	A
Pin Type	12L14	303	SS
Body	1010	304	5052
Spring	302	302	302
C-Ring	PH15-7 MO	PH15-7 MO	PH15-7 MO

MODEL

R	Right Handed
L	Left Handed
U	Unassembled

POINT STYLE

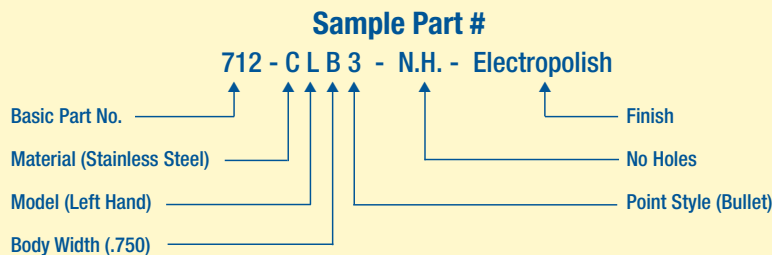
Other styles available including long extensions



FINISH

Most commercial finishes are available including zinc plate on steel, passivate and electropolishing on stainless steel, and anodize on aluminum.

ORDERING INFORMATION



*Designates dimensions that can be altered to meet your specifications.