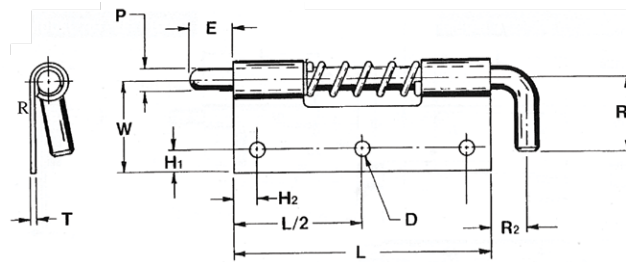


## Spring Latch Series 714



### PIN

P	Pin Diameter	.250
* E	Extension	.500
* R1	Handle Length	.812
* R2	Handle Extension	.375

### BODY

L	Length	2.75
* W	Width A	.75
	Width B	1.000
T	Thickness	.060
* H1	Hole Location	.250
* H2	Hole Location	.250

### MATERIAL

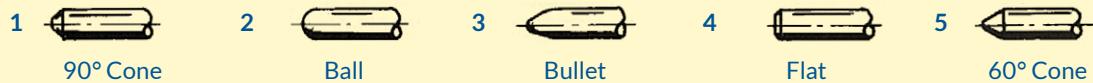
	Steel	Stainless	Aluminum
Designation	S	C	A
Pin Type	12L14	303	SS
Body	1010	304	5052
Spring	302	302	302
C-Ring	PH15-7 MO	PH15-7 MO	PH15-7 MO

### MODEL

R	Right Handed
L	Left Handed
U	Unassembled

### POINT STYLE

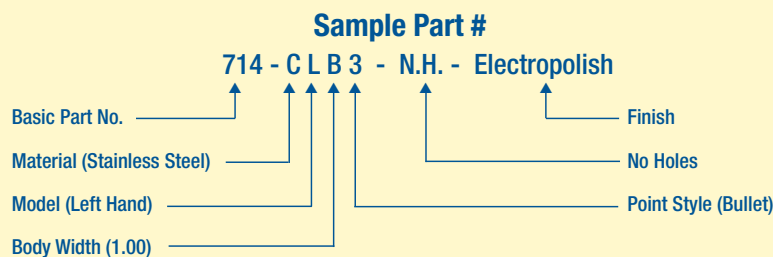
Other styles available including long extensions



### FINISH

Most commercial finishes are available including zinc plate on steel, passivate and electropolishing on stainless steel, and anodize on aluminum.

### ORDERING INFORMATION



\*Designates dimensions that can be altered to meet your specifications.