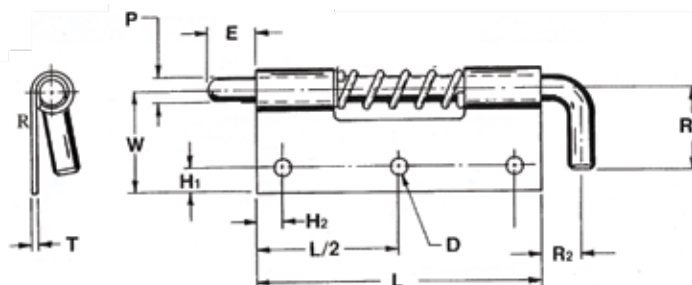


Spring Latch Series 714



PIN

P	Pin Diameter	.250
* E	Extension	.500
* R1	Handle Length	.812
* R2	Handle Extension	.375

BODY

L	Length	2.75
* W	Width A	.75
	Width B	1.000
T	Thickness	.060
* H1	Hole Location	.250
* H2	Hole Location	.250

MATERIAL

	Steel	Stainless	Aluminum
Designation	S	C	A
Pin Type	12L14	303	SS
Body	1010	304	5052
Spring	302	302	302
C-Ring	PH15-7 MO	PH15-7 MO	PH15-7 MO

MODEL

R	Right Handed
L	Left Handed
U	Unassembled

POINT STYLE


Other styles available including long extensions

1



90° Cone

2



Ball

3




Bullet

4



Flat

5



60° Cone

FINISH

Most commercial finishes are available including zinc plate on steel, passivate and electropolishing on stainless steel, and anodize on aluminum.

ORDERING INFORMATION

Sample Part

714 - C L B 3 - N.H. - Electropolish

Basic Part No.	↑	714	↑	C	↑	L	↑	B	↑	3	↑	N.H.	↑	Electropolish	↑	Finish
Material (Stainless Steel)	↑		↑		↑		↑		↑		↑		↑		↑	No Holes
Model (Left Hand)	↑		↑		↑		↑		↑		↑		↑		↑	Point Style (Bullet)
Body Width (1.00)	↑		↑		↑		↑		↑		↑		↑		↑	

*Designates dimensions that can be altered to meet your specifications.