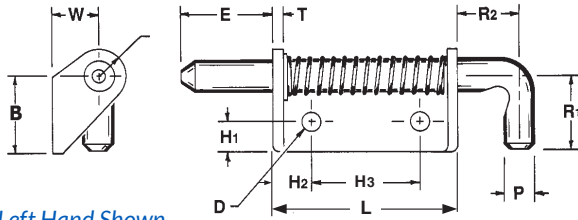
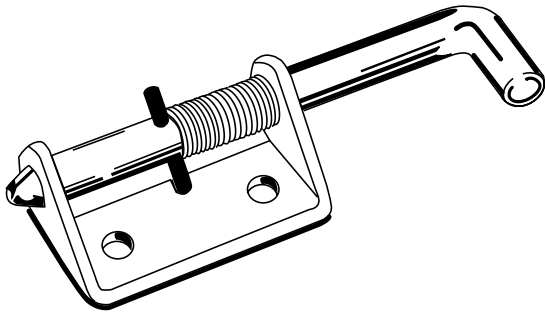


## Heavy Duty Spring Latch Series 719-720

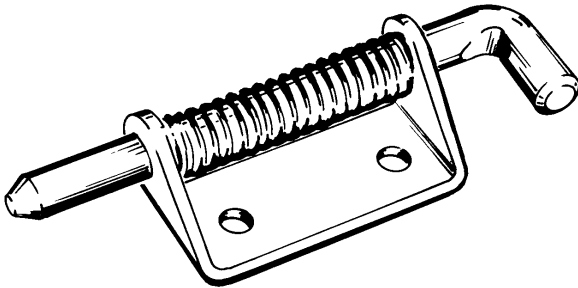


Left Hand Shown

### WITH HOLDBACK:



### WITHOUT HOLDBACK:



The Paneloc heavy-duty 719-720 Series spring latches are available in 3/8" and 1/2" pin diameters, respectively. These large, rugged latches are available in steel or stainless steel and have a closed knuckle for added durability and strength. They are ideally suited for truck bodies, utility vehicles, horse trailers and more. The offset body design provides more flexibility with placement on tight applications.

### PART NUMBERS

PIN	719	720
P Pin Diameter	.375	.500
* E Extension	1.250	1.500
R1 Handle Extension	1.187	1.218
R2 Handle Extension	.687	1.000
<b>BODY</b>		
L Length	2.000	3.000
H Height	.656	.750
W Width	1.12	1.250
T Thickness	.125	.187
H1 Hole Location	.375	.500
H2 Hole Location	.437	.625
H3 Hole Location	1.125	1.750
* D Hole Diameter	.265	.328

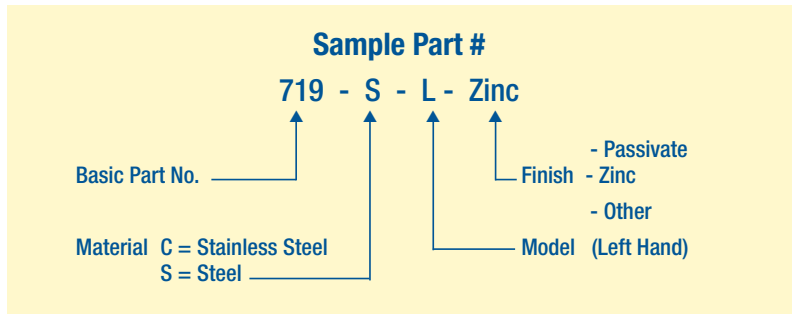
### MATERIAL

Designation		MODEL	
C	Stainless	R	Right Hand
S	Steel	L	Left Hand
		U	Unassembled

### FINISH

Most commercial finishes are available, including zinc plate on steel, passivate and electropolishing on stainless steel.

### ORDERING INFORMATION



Special forms, offsets, hole sizes or welding projections are available to your specifications.

Extension retracts 1.35", so that it cannot fully retract into body.  
\* Designates dimension can be altered to meet your specifications.